

**Dayanand Education Society's
Dayanand College of Arts, Latur.
Feedback Report AY 2022-23**

A) Feedback From Employer On Curriculum:

i) Innovativeness and creativity:

Out of the 16 responses recorded the 66% of responses are in favor of the excellent option while 31% of responses are in favor of good option. A very few responses have opted for the satisfactory option.

ii) Weightage given to Employability / entrepreneurship/Skill development:

Out of the 16 responses recorded the 46% of responses are in favor of the excellent option while 50% of responses are in favor of good option. 04% responses of responses have opted for the satisfactory option.

iii) Weightage given to practical, field work component:

Out of the 16 responses recorded the 44% of responses are in favor of the excellent option while 56% of responses are in favor of good option. A very few responses have opted for the satisfactory option.

iv) Depth of the course content:

Out of the 16 responses recorded the 44% of responses are in favor of the excellent option while 56% of responses are in favor of good option. A very few responses have opted for the satisfactory option.

v) Curriculum proved useful at workplace:

Out of the 16 responses recorded the 38% of responses are in favor of the excellent option while 62% of responses are in favor of good option. A very few responses have opted for the satisfactory option.

vi) Incorporation of component about development of ability to manage/leadership qualities:

Out of the 16 responses recorded the 50% of responses are in favor of the excellent option while 38% of responses are in favor of good option. 12% responses have opted for the satisfactory option.

vii) Weightage given to learning values (in terms of knowledge, concepts, manual skills, analytical abilities and broadening perspectives):

Out of the 16 responses recorded the 38% of responses are in favor of the excellent option while 50% of responses are in favor of good option. 12% responses have opted for the satisfactory option.

viii) Quality, Clarity and relevance of textual reading / reference material / Study material:

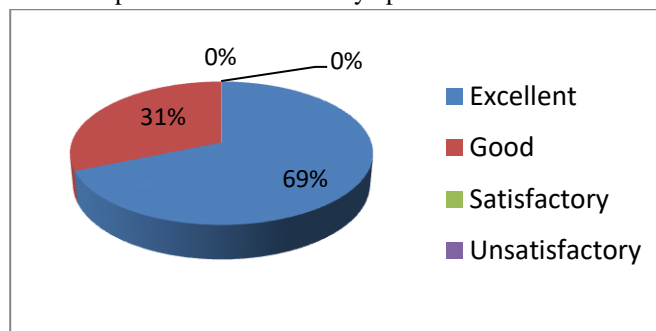
Out of the 16 responses recorded the 44% of responses are in favor of the excellent option while 50% of responses are in favor of good option. 6% responses have opted for the satisfactory.


ix) Usage of Curriculum for development of human resource at your industry/workplace:

Out of the 16 responses recorded the 56% of responses are in favor of the excellent option while 38% of responses are in favor of good option. 6% responses have opted for the satisfactory option.

x) Overall rating:

Out of the 16 responses recorded the 56% of responses are in favor of the excellent option while 38% of responses are in favor of good option. 6% responses have opted for the satisfactory option.

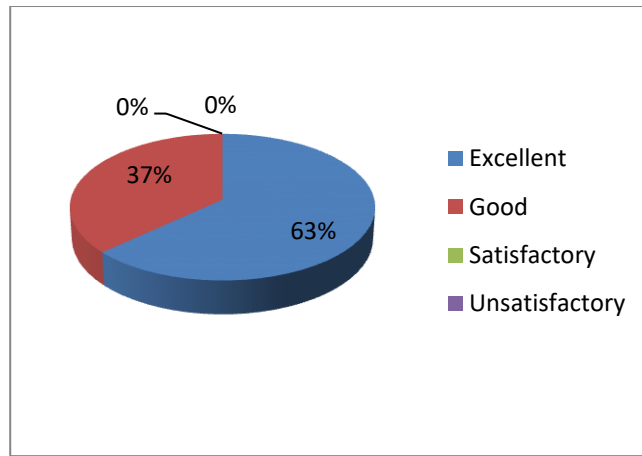



Principal
Dayanand College of Arts
Latur

Dayanand Education Society's
Dayanand College of Arts, Latur.
Feedback Report AY 2022-23

A) Feedback From Students On Curriculum:

- i) Applicability/relevance to real life situations & local developmental needs**
Out of the 19 responses recorded the 63% of responses are in favor of the excellent option while 37% of responses are in favor of good option. 0% of responses are satisfactory and 0% responses are opted for the unsatisfactory option.
- ii) Weightage given to Employability:**
Out of the 19 responses recorded the 42% of responses are in favor of the excellent option while 58% of responses are in favor of good option. 0% of responses are satisfactory and 0% responses are opted for the unsatisfactory option.
- iii) Weightage given to Entrepreneurship:**
Out of the 19 responses recorded the 53% of responses are in favor of the excellent option while 47% of responses are in favor of good option. 0% of responses are satisfactory and 0% responses are opted for the unsatisfactory option.
- iv) Weightage given to skill development:**
Out of the 19 responses recorded the 32% of responses are in favor of the excellent option while 63% of responses are in favor of good option. 0% of responses are satisfactory and 0% responses are opted for the unsatisfactory option.
- v) Weightage given to Project:**
Out of the 19 responses recorded the 47% of responses are in favor of the excellent option while 37% of responses are in favor of good option. 16% of responses are satisfactory and 0% responses are opted for the unsatisfactory option.
- vi) Weightage given to practical and field work component:**
Out of the 19 responses recorded the 37% of responses are in favor of the excellent option while 63% of responses are in favor of good option. 0% of responses are satisfactory and 0% responses are opted for the unsatisfactory option.
- vii) Inclusion/incorporation of latest advancements in the subject:**
Out of the 19 responses recorded the 32% of responses are in favor of the excellent option while 53% of responses are in favor of good option. 15% of responses are satisfactory and 0% responses are opted for the unsatisfactory option.
- viii) Difficulty level of course content:**
Out of the 19 responses recorded the 26% of responses are in favor of the excellent option while 53% of responses are in favor of good option. 21% of responses are satisfactory and 0% responses are opted for the unsatisfactory option.
- ix) Fulfillment of Learning Objectives:**
Out of the 19 responses recorded the 37% of responses are in favor of the excellent option while 58% of responses are in favor of good option. 5% of responses are satisfactory and 0% responses are opted for the unsatisfactory option.
- x) Level of Course Outcomes:**
Out of the 19 responses recorded the 47% of responses are in favor of the excellent option while 42% of responses are in favor of good option. 11% of responses are satisfactory and 0% responses are opted for the unsatisfactory option.
- xi) Weightage given to Learning Values (in terms of Knowledge, Concept, Manual Skills, analytical abilities and broadening perspectives) :**
Out of the 19 responses recorded the 37% of responses are in favor of the excellent option while 58% of responses are in favor of good option. 5% of responses are satisfactory and 0% responses are opted for the unsatisfactory option.
- xii) Quality, Clarity and relevance of textual reading /reference material/study Material:**
Out of the 19 responses recorded the 37% of responses are in favor of the excellent option while 63% of responses are in favor of good option. 0% of responses are satisfactory and 0% responses are opted for the unsatisfactory option.
- xiii) Creation of interest to pursue higher education:**
Out of the 19 responses recorded the 43% of responses are in favor of the excellent option while 47% of responses are in favor of good option. 10% of responses are satisfactory and 0% responses are opted for the unsatisfactory option.
- xiv) Overall Rating:**
Out of the 19 responses recorded the 32% of responses are in favor of the excellent option while 47% of responses are in favor of good option. 21% of responses are satisfactory and 0% responses are opted for the unsatisfactory option.



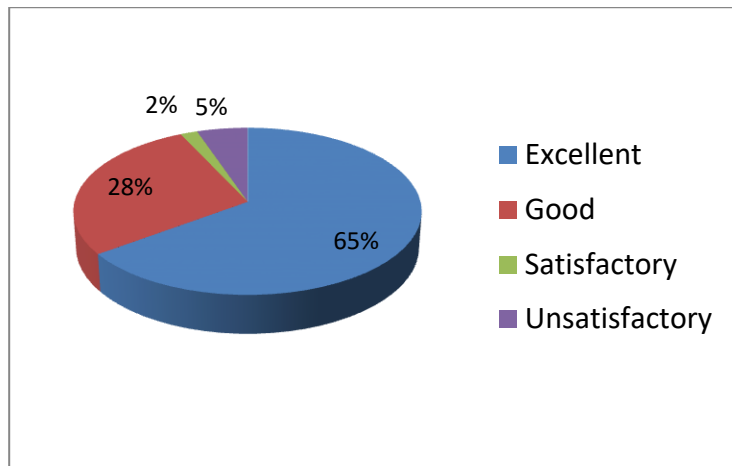

Principal
Dayanand College of Arts
Latur

Dayanand Education Society's
Dayanand College of Arts, Latur.
Feedback Report AY 2022-23

A) Feedback From Teacher On Curriculum:

- i) Applicability/relevance to real life situations & local developmental needs -**
Out of the 57 responses recorded the 65% of responses are in favor of the excellent option while 28% of responses are in favor of good option. 2% of responses are satisfactory and 5% responses are opted for the unsatisfactory option.
- ii) Weightage given to Employability:**
Out of the 57 responses recorded the 52% of responses are in favor of the excellent option while 39% of responses are in favor of good option. 5% of responses are satisfactory and 4% responses are opted for the unsatisfactory option.
- iii) Weightage given to Entrepreneurship:**
Out of the 57 responses recorded the 44% of responses are in favor of the excellent option while 40% of responses are in favor of good option. 9% of responses are satisfactory and 7% responses are opted for the unsatisfactory option.
- iv) Weightage given to Skill development:**
Out of the 57 responses recorded the 58% of responses are in favor of the excellent option while 33% of responses are in favor of good option. 4% of responses are satisfactory and 5% responses are opted for the unsatisfactory option.
- v) Weightage given to Project:**
Out of the 57 responses recorded the 53% of responses are in favor of the excellent option while 35% of responses are in favor of good option. 7% of responses are satisfactory and 5% responses are opted for the unsatisfactory option.
- vi) Weightage given to practical and field work component:**
Out of the 57 responses recorded the 46% of responses are in favor of the excellent option while 35% of responses are in favor of good option. 14% of responses are satisfactory and 5% responses are opted for the unsatisfactory option.
- vii) Depth of the course content:**
Out of the 57 responses recorded the 54% of responses are in favor of the excellent option while 32% of responses are in favor of good option. 9% of responses are satisfactory and 5% responses are opted for the unsatisfactory option.
- viii) Inclusion/incorporation of latest advancements in the subject:**
Out of the 57 responses recorded the 47% of responses are in favor of the excellent option while 39% of responses are in favor of good option. 9% of responses are satisfactory and 5% responses are opted for the unsatisfactory option.
- ix) Difficulty level of course content:**
Out of the 57 responses recorded the 49% of responses are in favor of the excellent option while 33% of responses are in favor of good option. 14% of responses are satisfactory and 4% responses are opted for the unsatisfactory option.
- x) Optimization of course content:**
Out of the 57 responses recorded the 53% of responses are in favor of the excellent option while 32% of responses are in favor of good option. 11% of responses are satisfactory and 5% responses are opted for the unsatisfactory option.
- xi) Mechanism used for development /revision of curriculum by BOS (e.g. feedback from educationalist, industry expert):**
Out of the 57 responses recorded the 47% of responses are in favor of the excellent option while 46% of responses are in favor of good option. 7% of responses are satisfactory and 0% responses are opted for the unsatisfactory option.
- xii) Relevance of learning objectives of the syllabus:**
Out of the 57 responses recorded the 60% of responses are in favor of the excellent option while 26% of responses are in favor of good option. 11% of responses are satisfactory and 4% responses are opted for the unsatisfactory option.
- xiii) Relevance of Course outcomes:**
Out of the 57 responses recorded the 47% of responses are in favor of the excellent option while 30% of responses are in favor of good option. 20% of responses are satisfactory and 3% responses are opted for the unsatisfactory option.
- xiv) Weightage given to Learning values (in terms of knowledge, concepts, manual skills, analytical abilities and broadening perspectives):**
Out of the 57 responses recorded the 46% of responses are in favor of the excellent option while 46% of responses are in favor of good option. 7% of responses are satisfactory and 1% responses are opted for the unsatisfactory option.
- xv) Quality, Clarity and relevance of textual reading / reference material / Study material:**
Out of the 57 responses recorded the 51% of responses are in favor of the excellent option while 30% of responses are in favor of very good option. 16% of responses are good and 3% responses are opted for the Satisfactory & Unsatisfactory option.
- xvi) Overall rating:**

Out of the 57 responses recorded the 46% of responses are in favor of the excellent option while 37% of responses are in favor of very good option. 16% of responses are good and 1% responses are opted for the Satisfactory & Unsatisfactory option.



Principal
Dayanand College of Arts
Latur

**Dayanand Education Society's
Dayanand College of Arts, Latur.
Feedback Report AY 2022-23**

A) Feedback From Alumni Feedback Form :

i) How do you feel to be the student of DCA, Latur?

Out of the 26 responses recorded the 69% of responses are in favor of the excellent option while 27% of responses are in favor of good option. 4% of responses are satisfactory and 0% responses are opted for the unsatisfactory option.

ii) Usefulness of the learning in the College for your career:

Out of the 26 responses recorded the 46% of responses are in favor of the excellent option while 42% of responses are in favor of good option. 12% of responses are satisfactory and 0% responses are opted for the unsatisfactory option.

iii) The recent developments in the College:

Out of the 26 responses recorded the 50% of responses are in favor of the excellent option while 42% of responses are in favor of good option. 8% of responses are satisfactory and 0% responses are opted for the unsatisfactory option.

iv) The Usefulness of new courses to meet temporary requirements:

Out of the 26 responses recorded the 27% of responses are in favor of the excellent option while 69% of responses are in favor of good option. 0% of responses are satisfactory and 4% responses are opted for the unsatisfactory option.

v) Involvement of alumni in its activities:

Out of the 26 responses recorded the 35% of responses are in favor of the excellent option while 54% of responses are in favor of good option. 8% of responses are satisfactory and 3% responses are opted for the unsatisfactory option.

vi) The alumni's role in academically strengthening the College further:

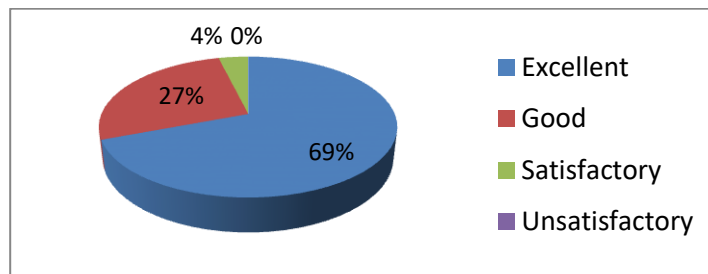
Out of the 26 responses recorded the 38% of responses are in favor of the excellent option while 54% of responses are in favor of good option. 4% of responses are satisfactory and 4% responses are opted for the unsatisfactory option.


vii) The alumni's role in financially strengthening the College :

Out of the 26 responses recorded the 32% of responses are in favor of the excellent option while 56% of responses are in favor of good option. 8% of responses are satisfactory and 4% responses are opted for the unsatisfactory option.

viii) The Department's initiative in administration to enroll and strengthen the alumni-association:

Out of the 26 responses recorded the 27% of responses are in favor of the excellent option while 65% of responses are in favor of good option. 8% of responses are satisfactory and 0% responses are opted for the unsatisfactory option.

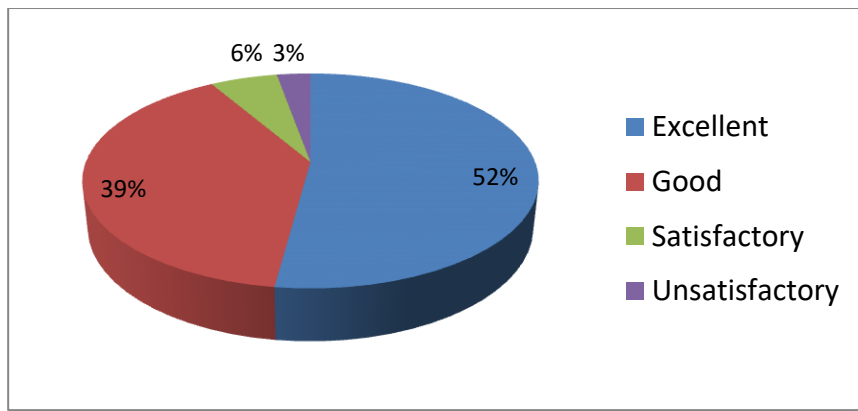



Principal
Dayanand College of Arts
Latur

Dayanand Education Society's
Dayanand College of Arts, Latur.
Feedback Report AY 2022-23

A) Feedback From Employee:

- i) The availability of the hygienic facilities in the college:**
Out of the 71 responses recorded the 52% of responses are in favor of the excellent option while 39% of responses are in favor of good option. 6% of responses are satisfactory and 3% responses are opted for the unsatisfactory option.
- ii) The availability of the prescribed / listed books/journals:**
Out of the 71 responses recorded the 44% of responses are in favor of the excellent option while 51% of responses are in favor of good option. 3% of responses are satisfactory and 2% responses are opted for the unsatisfactory option.
- iii) The freedom given by the college to adopt new techniques / strategies of teaching and maintaining office: (such as group discussions, seminar presentations and learners' participation)**
Out of the 71 responses recorded the 39% of responses are in favor of the excellent option while 42% of responses are in favor of good option. 15% of responses are satisfactory and 4% responses are opted for the unsatisfactory option.
- iv) Freedom to adopt new techniques / strategies of testing and assessment of students:**
Out of the 71 responses recorded the 39% of responses are in favor of the excellent option while 41% of responses are in favor of good option. 17% of responses are satisfactory and 3% responses are opted for the unsatisfactory option.
- v) Conduction of Tests and examinations in time with proper coverage of all units in the syllabus:**
Out of the 71 responses recorded the 35% of responses are in favor of the excellent option while 49% of responses are in favor of good option. 11% of responses are satisfactory and 5% responses are opted for the unsatisfactory option.
- vi) The availability of the reference books in the library:**
Out of the 71 responses recorded the 38% of responses are in favor of the excellent option while 48% of responses are in favor of good option. 8% of responses are satisfactory and 6% responses are opted for the unsatisfactory option.
- vii) The environment in the College for teaching and research:**
Out of the 71 responses recorded the 51% of responses are in favor of the excellent option while 38% of responses are in favor of good option. 8% of responses are satisfactory and 3% responses are opted for the unsatisfactory option.
- viii) Provision for upgrading faculty members' skills and qualifications:**
Out of the 71 responses recorded the 34% of responses are in favor of the excellent option while 48% of responses are in favor of good option. 14% of responses are satisfactory and 4% responses are opted for the unsatisfactory option.
- ix) ICT facilities in the college:**
Out of the 71 responses recorded the 34% of responses are in favor of the excellent option while 46% of responses are in favor of good option. 13% of responses are satisfactory and 7% responses are opted for the unsatisfactory option.
- x) Separate space in college Canteen for Teachers:**
Out of the 71 responses recorded the 38% of responses are in favor of the excellent option while 42% of responses are in favor of good option. 14% of responses are satisfactory and 6% responses are opted for the unsatisfactory option.
- xi) Cleanliness of toilets / washrooms:**
Out of the 71 responses recorded the 21% of responses are in favor of the excellent option while 61% of responses are in favor of good option. 11% of responses are satisfactory and 7% responses are opted for the unsatisfactory option.
- xii) The Cleanliness and well maintenance of classrooms:**
Out of the 71 responses recorded the 35% of responses are in favor of the excellent option while 48% of responses are in favor of good option. 14% of responses are satisfactory and 3% responses are opted for the unsatisfactory option.



Principal
Dayanand College of Arts
Latur